

HERO QUEST



Invasion from the Badlands

INSTRUCTION
BOOKLET

New Rules


Wandering Monsters

Several Quests in this Quest Pack have multiple wandering monsters. These monsters may appear if a Hero draws a Wandering Monster card from the Treasure card deck. For example, if the Quest notes say, "Wandering Monsters in this Quest: 3 Goblins," place 3 Goblins adjacent to the Hero who initiated the wandering monster encounter. If fewer than 3 adjacent squares are available, place the remaining monsters as close to the Hero as possible.

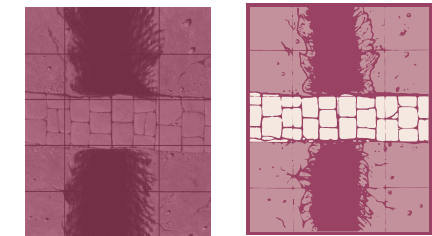
Multiple Attacks

A Hero rolls defend dice once for each attacking monster. For example, a Hero attacked by 3 Zombies gets 3 separate defend rolls. A Hero attacked by a monster with multiple attacks, however, gets only 1 defend roll against that monster per turn, no matter how many of the monster's attacks are directed at the Hero.

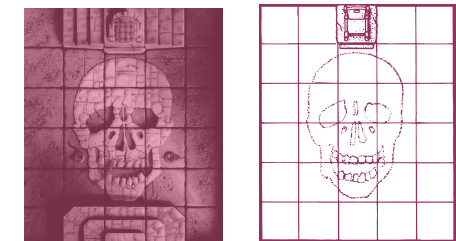
Battle Room



Stone Bridge Room



Throne Room



New Tiles and Quest Map Symbols

Iron Entrance Door

This iron door is placed on the edge of the gameboard. Heroes line up outside the iron door to begin the Quest.



Wooden Exit Door

This special wooden door is used to exit the gameboard in the end of a Quest.



Stone Doorway

Stone Doorways are large slabs of rock which must be pushed out of the way using brute force before you can pass. To open one of these doors, a character must roll a number of combat dice and score two skulls. The number of dice he throws depends on what character type he is: the Dwarf and the Elf both roll two dice, the Barbarian rolls three dice. The Wizard cannot open a Stone Doorway. Once a Stone Doorway has been opened it remains open for the rest of the Quest.



New Trap



Swinging Blade Trap: The trap is tripped when a character lands on a space marked with a black blade symbol: a huge blade swings down from the roof attacking any character in any one of the three spaces marked with a white or black blade symbol. These characters will be attacked with two combat dice which they may defend against normally. A Swinging Blade Trap can only be detected by a search in the room or corridor containing the black blade symbol.

Any character with a Tool Kit may attempt to disarm a Swinging Blade Trap. To do so they must roll any shield, using only one combat die. If they roll a skull, they will set off the Swinging Blade Trap. The Dwarf may disarm a Swinging Blade Trap automatically once it has been discovered.